

# ANNUAL REPORT 2015-2016

**a strong start in life**

**LEARN**

**GROW**

**EXPLORE**



**Shasta Head Start**  
CHILD DEVELOPMENT, INC.

# Table of Contents

Mission Statement	Page 2
Executive Director Message	Page 3
SHS Beliefs	Page 4
Governing Body	Page 5
Financial Highlights	Page 6
Federal and State Review Results	Page 7
Enrollment	Page 8
Health and Nutrition	Page 9
Disabilities and Mental Health	Page 10
School Readiness	Page 11
Family Accomplishments	Page 12
Community Involvement	Page 13

## Mission Statement

Shasta Head Start, is dedicated to making a positive difference in the lives of young children, one family at a time.

We provide opportunities for education, parenting support and resources to families in our communities.



# Executive Directors Message...



Dear Community Members,

We are proud to present to you the 2015-16 edition of our Annual Report.

In Shasta, Siskiyou and Trinity Counties we serve 751 children aged birth to five years and their families in 18 program sites. We employ nearly 270 staff.

Last year we completed a series of federal monitoring reviews and did not have any non-compliant items. I am proud of our dedicated staff who work each day to uphold our standard of excellence.

The purpose of our Annual report is to give you, the stakeholder, a snapshot of our program, and a taste of what makes Shasta Head Start a vibrant and committed force for families in the North State.

Thank you for the privilege to serve our communities.

Yours truly,

*Carla Clark*

Carla Clark  
Executive Director

**"ONE GENERATION PLANTS THE TREES;  
ANOTHER GETS THE SHADE."  
CHINESE PROVERB**

**a strong start in life**

# We Believe...

## CORE VALUES

- ◆ Building relationships is foundational for nurturing change and growth.
- ◆ Commitment to learning strengthens individuals, families and communities.
- ◆ Individualized services create opportunities for success.
- ◆ Hard work and innovation lead to excellence.
- ◆ Fun and a sense of humor maintain balance.

## PROGRAM GOALS

- Goal 1: Children receive comprehensive health, nutrition and developmental services essential for overall growth and school readiness.
- Goal 2: Families are participants in their child's education and engaged in their own personal growth and development.
- Goal 3: Employ and retain staff that are skilled, meet required certifications and assist them to make strides in their professional development.
- Goal 4: SHS has infrastructure that supports and facilitates all aspects of the organization.



# Governing Body...

## BOARD OF DIRECTORS

John Pappas, Board Chair  
Adam Bright, Vice Chair  
Amanda Wilson, Secretary  
Joe Tirado, Policy Council Chair  
Carol Nye, Member at large  
Dr. Fabio Robles, Member at Large  
Karen Kennedy, Member at Large  
Kelly Causi, Member at Large  
Marjorie McGraw, Member at Large



## POLICY COUNCIL REPRESENTATIVES

Abigayil Frustine	Katie Wallenburg
Alicia Martin	Ken Emerson
Amanda Dupont	Kyle Mitchell
Athena McCarthy	Michelle White
Barbara Tejada	Milli Israel
Deanna Sidebottom	Nichole Saavedra
Elena Bramble	Samantha Lukensmeyer
Gaea Webb	Sara Collins
Haley Muri	Savannah Weaver
Hannah Hitzemann	Shelley M. Walling
Jayne Bays	Timothy Estes
Joe Tirado	Tina Mitchell
Katharine Ramsey	Todd Alberts

**a strong start in life**

# Financial Highlights...

## ACTUAL EXPENDITURES 9/1/2015 - 8/31/2016

Head Start	\$10,642,025
State of California General Child Care	\$814,545
USDA Food Program	\$417,227
Other	\$7,228
<b>Total Revenue:</b>	<b>\$11,881,025</b>

## PROJECTED BUDGETARY REVENUE 9/1/2017 - 8/31/2018

Head Start	\$11,854,784
State of California General Child Care	\$1,300,000
USDA Food Program	\$420,000
<b>Total Revenue:</b>	<b>\$13,574,784</b>

Actual expenditures and revenue for fiscal year 2015-2016 were \$11,881,025 compared to the budget of \$11,805,553. Expenditures consist of personnel, travel, equipment, supplies, and contractual cost necessary for the operation of a Head Start program. All expenditures for the fiscal year met the cost requirement set forth in CFR 45 Part 75.

**THE FINANCIAL AUDIT FOR THE FISCAL YEAR ENDING 2016  
WAS COMPLETED WITH NO REPORTABLE FINDINGS.**



# Office of Head Start Review Results...

## **ENVIRONMENTAL HEALTH AND SAFETY REVIEW**

From 4/20/2015 to 4/24/2015, the Administration for Children and Families conducted an Environmental Health and Safety review event for Shasta County Head Start Child Development, Inc. Based on the information gathered **no area of non-compliance** was found during the course of the review.

## **FISCAL/ELIGIBILITY RECRUITMENT SELECTION ENROLLMENT ATTENDANCE REVIEW**

From 5/18/2015 to 5/22/2015, the Administration for Children and Families conducted a Fiscal/ERSEA review event for the Shasta County Head Start Child Development, Inc. Based on the information gathered, **no area of non-compliance** was found during the course of the review.

## **CLASS REVIEW**

From 4/19/2016 to 4/22/2016, the Administration for Children and Families observed preschool center-based classrooms using the Classroom Assessment Scoring System. The tool looks at teacher-child interactions in three domains and ten dimensions on a seven point scale. Based on the information gathered **no area of non-compliance** was found during the course of the review.

## **LEADERSHIP GOVERNANCE MANAGEMENT SYSTEMS REVIEW**

From 5/23/2016 to 5/24/2016 the Administration of Children and Families conducted a LGMS review event for Shasta County Head Start Child Development, Inc. Based on the information gathered **no area of non-compliance** was found during the course of the review.

## **STATE REVIEW**

From 10/5/2015 to 10/8/2015 the California Department of Education conducted an overall program review of the CSPP and CCTR program including: fiscal, governance, administration, involvement, staffing, professional development, teaching and learning. Corrections in two areas were met and cleared on 6/2/2016.

**SHASTA HEAD START IS IN FULL COMPLIANCE.**

**a strong start in life**

# Enrollment...

Head Start Enrollment		Early Head Start Enrollment	
Funded Enrollment	456	Funded Enrollment	288
Actual Enrollment	543	Actual Enrollment	404
<b>947 Total Children and Families Were Served</b>			
<b>Average Monthly Enrollment = 94%</b>			

**37% OF ELIGIBLE CHILDREN AGED 0-5 IN OUR SERVICE AREA  
WERE SERVED BY SHASTA HEAD START.**

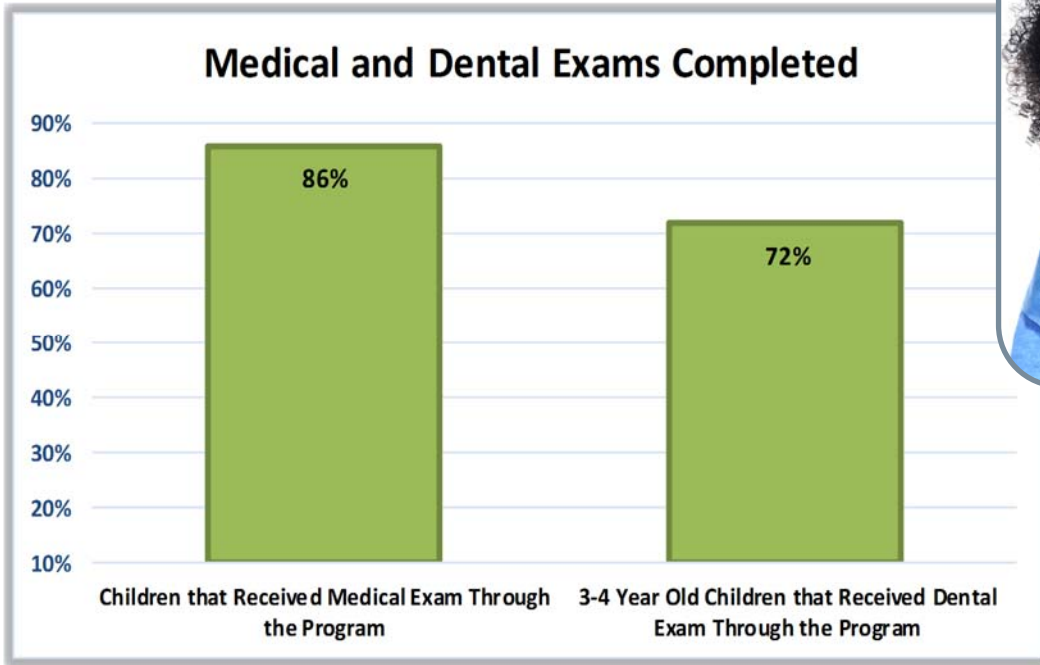
Qualification Categories Served	
Income Below 100% of Federal Poverty Line	332
Receipt of Public Assistance (TANF,SSI, etc.)	275
Foster Child Status	63
Homeless Status	127
Over Income	76





# Health and Nutrition...

All families participating in the program are encouraged to complete required medical and dental exams through health care and oral health care professionals.



Every child in the program receives a nutritional evaluation upon entry to determine individual nutritional needs.

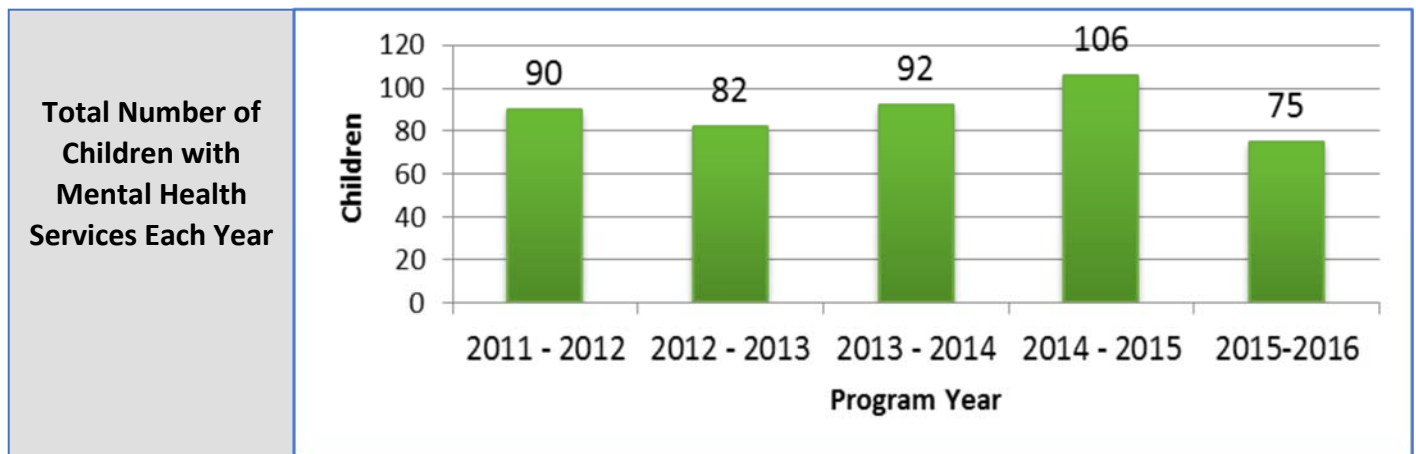
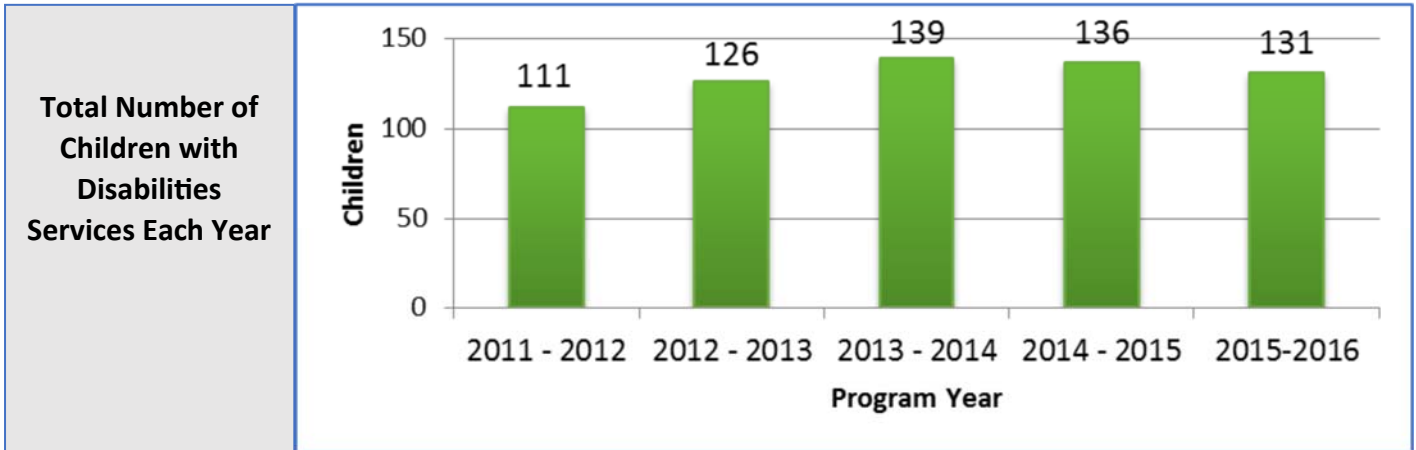
A total of 338 Individual child nutrition plans were developed and fully supported by SHS nutrition services.

SHS cooks prepared and served 211,036 healthy meals!

**a strong start in life**

# Disabilities and Mental Health...

Children with disabilities or mental health concerns are encouraged to participate in SHS program services. Appropriate accommodations, enhancements, and support is provided as needed for each child.




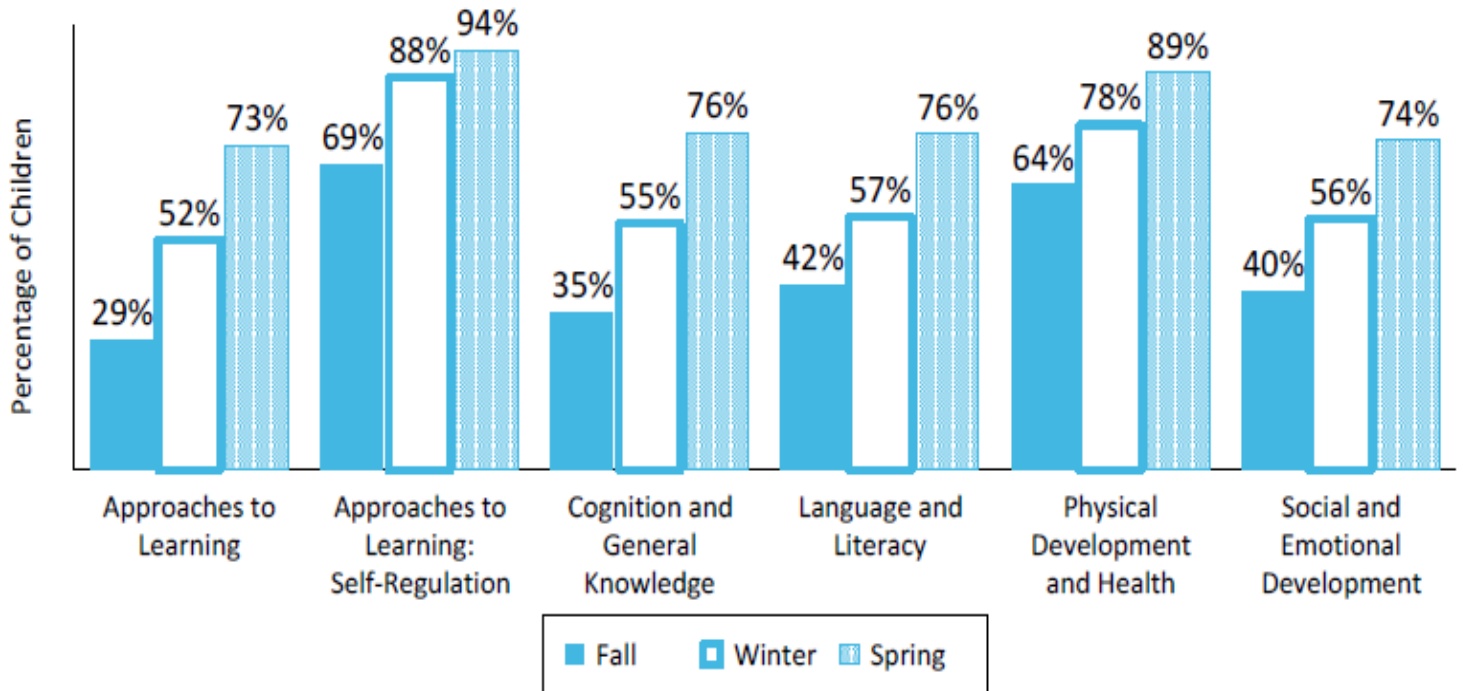
Last year 131 children with disabilities were served, and 75 children with behavioral or mental health issues were served.



# School Readiness...

School readiness goals are determined by the agency for each age group. Children are assessed three times per year using the State of California DRDP rating tool. The following graph depicts the school readiness goal outcomes over three rating periods, and the percentage of children in the top two developmental levels.

Percentage of Children at Age Specific Developmental Level



**a strong start in life**

# Family Engagement...

Family engagement is a vital component in the structure and function of the Head Start program. Families are involved in program governance, program planning, curriculum development, child homework, and personal development.

Goal Areas	# Goals Developed	% Goals Completed
1. Family Well Being	513	73%
2. Parent-Child Relationships	158	84%
3. Family as Lifelong Educators	97	71%
4. Families as Learners	129	86%
5. Families Engage in Transitions	43	86%
6. Family Connection to Peers & Community	23	74%
7. Families as Advocates and Leaders	8	88%



**429 Father/Father figures participated in program activities!**

**971 Family Goals  
Were Written!**



# Community Helpers...

Community partners are essential in helping to enrich the fundamental services families need. We have highlighted two events that we appreciated last year, and to our entire community we say

*Thank you for your help!*

Shasta Community Health Center Dental Clinic and  
Shasta High School Dental Assistant Program

**The clinic provided free dental exams for enrolled families!**

- 100 children and pregnant women received exams**
- 21 children were noted to have dental decay and were referred for follow-up**



Lions Club Group 4-C1

**The Lions Club conducted vision screenings in Shasta, Siskiyou and Trinity County!**

- 362 children were screened within the first 45 days of entry**
- 47 children were referred for further evaluation**
- 26 children received further treatment.**



**“NO ONE CAN WHISTLE A SYMPHONY. IT TAKES A WHOLE ORCHESTRA TO PLAY IT.”**

**~ H.E. LUCCOCK**

**a strong start in life**



Shasta Head Start Child Development, Inc.  
375 Lake Blvd., Suite 100  
Redding, CA 96003

(530) 241-1036  
(800) 464-8338  
[www.shastahadstart.org](http://www.shastahadstart.org)

