

# Annual Report

2021-2022





# Table of Contents

Executive Director Message.....	2
Mission, Goals, & Beliefs.....	3
SHS Governing Bodies.....	4
Federal & State Reviews.....	5
Financial Highlights.....	6
Enrollment.....	7
Program Options .....	8
Disabilities & Mental Health.....	9
Health & Nutrition.....	10
Family Engagement.....	11
Parent Involvement Activities.....	12
School Readiness.....	13-14

# Director's Message

Dear Community Members,

We are happy to present you with our 2021-2022 Annual Report.

It has been a great year meeting the needs of children and families of our community. There is a lot of work to be done in our communities for families and I am happy with the services Shasta Head Start has provided. Many changes are taking place in the child and family services environment, and I am proud of our organization's participation in these changes.

Shasta Head Start is a leader in providing services to the children ages 0 to 5. We will continue to focus on the needs of our local community as we move into our next program year.

In 2023, we will be opening a new center located at 1650 Stanton Avenue in Shasta Lake City. This center will serve 16 Early Head Start children and 18 Head Start children.

I would like to thank our dedicated staff and loyal community partners in Shasta, Siskiyou, and Trinity Counties in making this a very successful year.

Sincerely,

Gordon Chatham

Executive Director

Shasta Head Start Child Development, Inc.





# Mission, Goals, & Beliefs

## Mission

Shasta Head Start is dedicated to making a positive difference in the lives of young children, one family at a time. We provide opportunities for education, parenting support, and resources to families in our communities.



## 5 Year Goals

- Healthy kids
- Ready for school
- Engaged families
- High quality staff
- High quality infrastructure

## Beliefs

- ◆ Building relationships is foundational for nurturing change and growth.
- ◆ Commitment to learning strengthens individuals, families, and communities.
- ◆ Individualized services create opportunities for success.
- ◆ Hard work and innovation lead to excellence.
- ◆ Fun and a sense of humor maintain balance.

# Governing Bodies



## Board of Directors:

- ◆ John Pappas, Board Chair
- ◆ Carol Nye, Vice Chair
- ◆ Linda Cole, Secretary
- ◆ Melissa Kalinowski, Policy Council Chair
- ◆ Heather Buchanan
- ◆ Mary Jo Boyle
- ◆ Donald (Eddie) Shanks
- ◆ Joan Landry

## Policy Council:

- ◆ Melissa Kalinowski, Policy Council Chair
- ◆ Tosha Chartrand, Vice Chair
- ◆ Silvia Velasquez, Secretary
- ◆ Kristine Luna
- ◆ Alayna Kernan
- ◆ Carrie McLane
- ◆ Jerry Standridge
- ◆ Hayley Lamez
- ◆ Sarah Jorgensen
- ◆ Jasmine Gonzalez
- ◆ Melissa Galindo
- ◆ Karrera Radford
- ◆ Sarah Spencer
- ◆ Lisa Cutts
- ◆ Terri Gard
- ◆ Vicky Rinear (Community Rep)

# Federal & State Reviews

- ◆ **ENVIRONMENTAL HEALTH AND SAFETY REVIEW:** From 4/20/2015 to 4/24/2015, the Administration for Children and Families conducted an Environmental Health and Safety review event for Shasta County Head Start Child Development, Inc. Based on the information gathered, **no area of non-compliance** was found during the course of the review.
- ◆ **FISCAL/ELIGIBILITY RECRUITMENT SELECTION ENROLLMENT ATTENDANCE REVIEW:** From 5/18/2015 to 5/22/2015, the Administration for Children and Families conducted a Fiscal/ERSEA review event for the Shasta County Head Start Child Development, Inc. Based on the information gathered, **no area of non-compliance** was found during the course of the review.
- ◆ **STATE REVIEW:** From 10/5/2015 to 10/8/2015, the California Department of Education conducted an overall program review of the CSPP and CCTR program including: fiscal, governance, administration, involvement, staffing, professional development, teaching and learning. **Corrections in two areas were met and cleared on 6/2/2016.**
- ◆ **FOCUS AREA ONE REVIEW:** From 11/18/2019 to 11/22/2019 the Head Start Focus Area One Review was conducted by the Office of Head Start. The review was conducted through a series of interviews with management staff discussing program design, management, and governance structure to the Federal Reviewer. Based on the information gathered, **no area of non-compliance** was found during the course of the review.
- ◆ **CLASS REVIEW:** From 2/03/2020 to 2/8/2020, the Administration for Children and Families observed preschool center-based classrooms using the Classroom Assessment Scoring System. The tool looks at three domains and ten dimensions of teacher-child interactions and measures those observed interactions on a seven point scale. Based on the information gathered, **no area of non-compliance** was found during the course of the review.
- ◆ **FOCUS AREA TWO REVIEW:** From 1/25/2021 to 1/29/2021, the Head Start Focus Area Two Review was conducted by the Office of Head Start. The review was conducted through a series of interviews with staff, parents, and board of directors discussing sick areas of discussion: program design, management, and quality improvement; education and child development services; health program services, family and community engagement; fiscal infrastructure; and eligibility, recruitment, selection, enrollment, and attendance. Based on the information gathered, **no area of non-compliance** was found during the course of the review.

# Financial Highlights

## Actual Expenditures 9/1/2021–8/31/2022

Head Start	\$11,355,706
State of California General Child Care	\$2,049,985
USDA Food Program	\$309,828
Other	\$176,025
Total Revenue:	\$13,891,544

## Projected Budgetary Revenue 9/1/2022–8/31/2023

Head Start	\$12,602,258
State of California General Child Care	\$1,657,410
USDA Food Program	\$440,000
Total Revenue:	\$14,699,668

Actual expenditures and revenue for fiscal year 2021-2022 were \$13,891,544 compared to the budget of \$17,918,199. Expenditures consist of personnel, travel, equipment, supplies, and contractual cost necessary for the operation of a Head Start program. All expenditures for the fiscal year met the cost requirement set forth in CFR 45 Part 75.

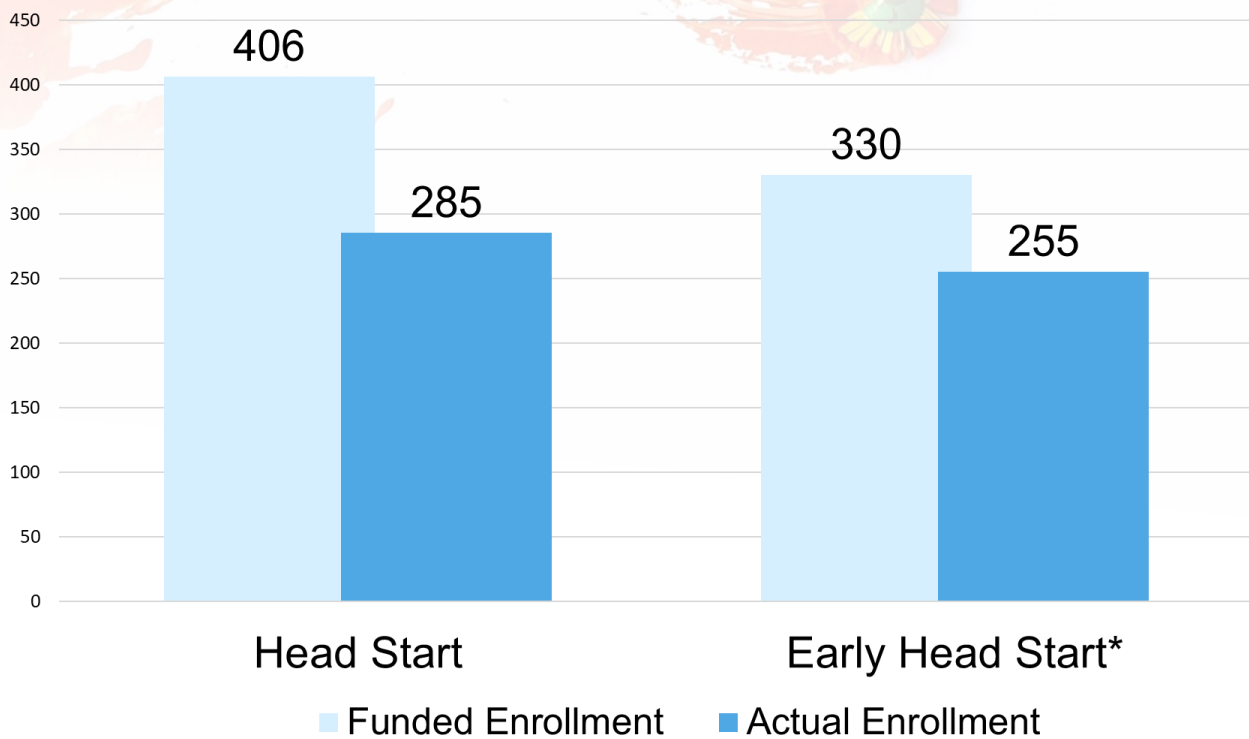
The Financial Audit for Fiscal Year 2022 was completed with no reportable findings.



# Enrollment

## Qualification Categories Served:

Income below 100% of Federal Poverty Line	202
Over Income 100%-130% above Federal Poverty Line	70
Over Income more than 130% above Federal Poverty Line	33
Receipt of Public Assistance (TANF,SSI, etc.)	158
Foster Child Status	39
Homeless Status	38



\*EHS actual enrollment includes pregnant mothers

In 2020-2021, a total of **540** children and families were served, the average monthly enrollment was **57%**, and an estimated **26%** of eligible children and families in our service area were served.



# Program Options

Shasta Head Start offers several program choices with varied schedules to meet the needs of families in our community.

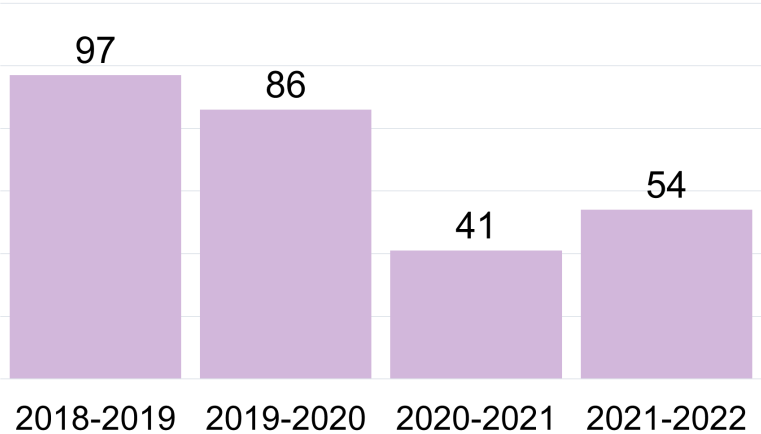
- ◆ The Early Head Start Infant Toddler option serves pregnant mothers, infants and toddlers from birth to three in our early learning centers. This option operates part day or full day, five days a week and is a full year program. Early Head Start also offers infant toddler home visiting options for families that prefer services in their home with weekly home visits of approximately 1.5 hours, and play groups.
- ◆ The Head Start Preschool option serves children ages three to five years of age in our early learning centers, and operates part day or full day five days a week, for part year or full year. Some of our preschool centers offer transportation as well.
- ◆ The Early Head Start Child Care Partnership option offers extended day child care for Early Head Start children up to the age of four in a comfortable home environment. Our current Family Child Care Providers have extensive Early Childhood experience and education, and several are currently accredited with the National Association of Family Child Care.



# Disabilities & Mental Health

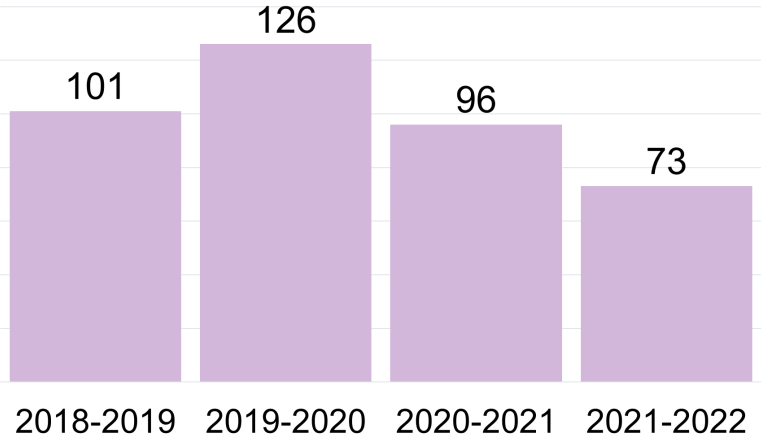
Children with disabilities or mental health concerns are encouraged to participate in SHS program services. Appropriate accommodations, enhancements, and support is provided as needed for each child.

**Total Number of Children with Mental Health Services per year:**



**13%** of HS children served had an IEP (Individualized Education Program).

**Total Number of Children with Disabilities per year:**



**15%** of EHS children served had an IFSP (Individualized Family Service Plan).



# Health & Nutrition

All families participating in the program are encouraged to complete required medical and dental exams through health care and oral health care professionals. Every child in the program receives a nutritional evaluation upon entry to determine individual nutritional needs.

---

Percentage of enrolled children that received a medical exam: **96%**

Percentage of enrolled children ages 3-5 that completed dental exams: **50%**

The total number of individual child nutrition plans developed and supported by SHS: **98**

SHS cooks prepared and served **78,592** healthy meals!

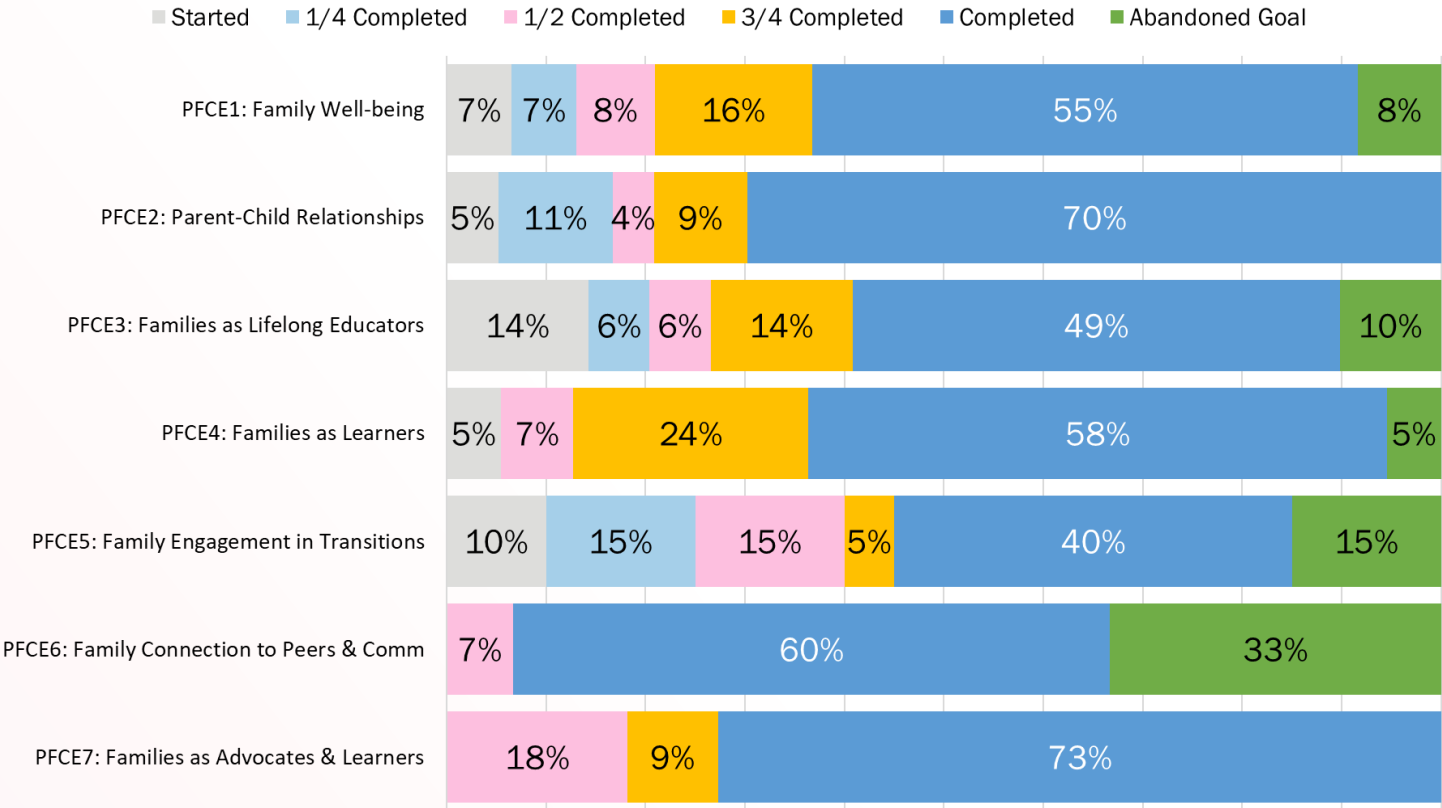
---



# Family Engagement

Family engagement is a vital component in the structure and function of the Head Start program. Families are involved in program governance, program planning, curriculum development, child homework, and personal development. Family Workers and Home Visitors work with families to establish individualized family goals, and help families complete their goals. Below is a graph showing goals completed by type of goal.

## Family Goal Completion Status by PFCE Area



During the 2021-2022 program year, **461** unique Family Goals were created!



# Parent Engagement Activities

One of Shasta Head Start's primary goals is to help families participate in their child's education as well as in their own personal growth and development. Shasta Head Start offers both Parent Meetings and Parent Cafés. Parent Meetings provide opportunities for families to build supportive relationships. Parent Cafés are focused on enhancing relationships, practicing positive communication skills, and promoting healing. SHS also offers Make Parenting A Pleasure, an evidence-based parenting curriculum that is effective in improving outcomes for stressed families.

- ◆ 344 Parents/Guardians received parenting education.
- ◆ 103 father figures participated in program activities.
- ◆ 1 Virtual Parent Café, 4 Parent meetings at each center, and 2 playgroups each month for our Home Base program were offered.

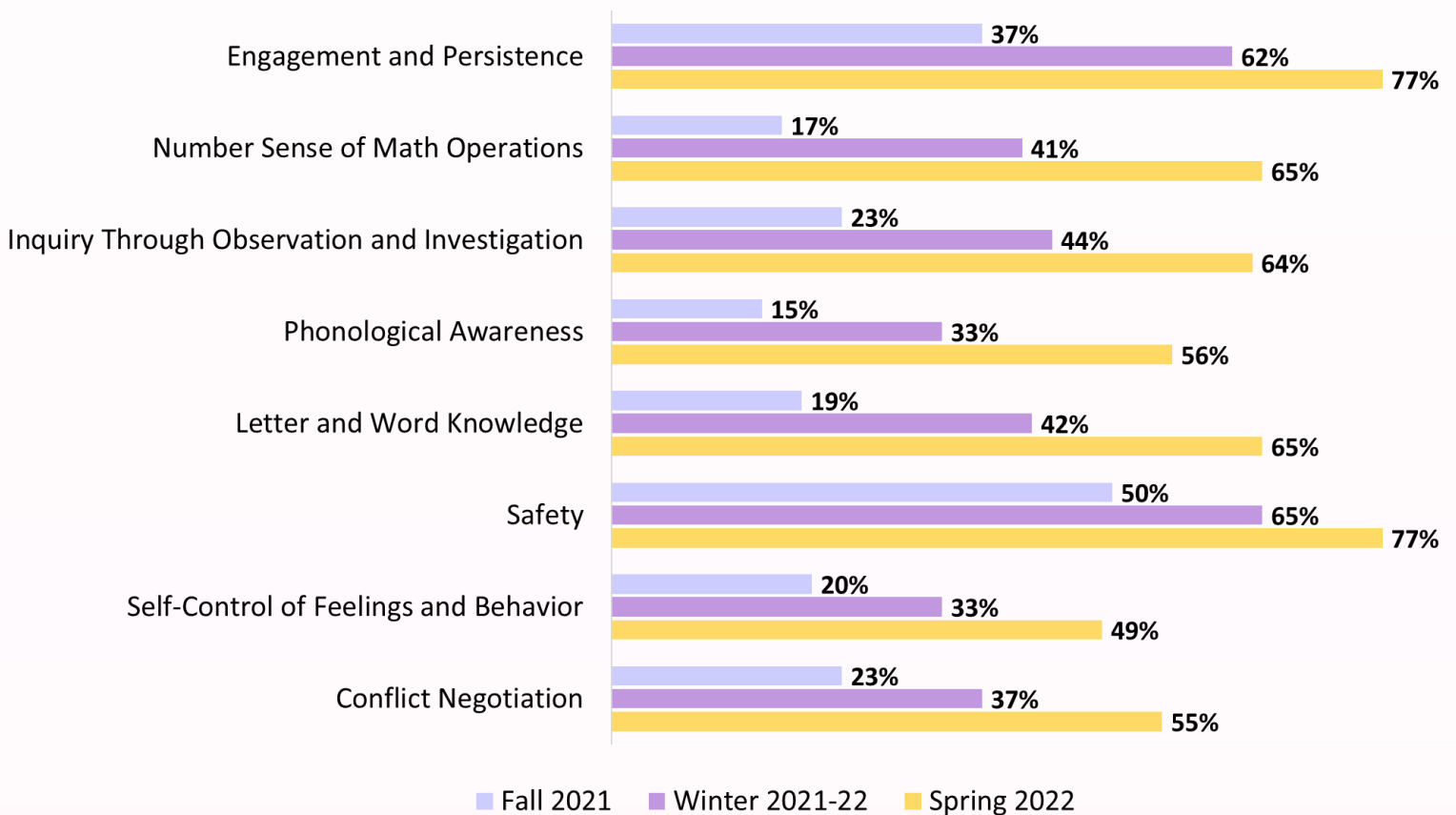
# School Readiness Goals

School readiness goals are determined by the agency for each age group. Children are assessed three times per year using the State of California DRDP rating tool. The following depicts the school readiness goal outcomes over the Fall 2021, Winter 2021-22, and Spring 2022 rating periods, and the percentage of children who met or exceeded school readiness expectations by measure for their age.

## Total Number of Assessments:

- ♦ Fall 2021: **160** infants and toddlers, **191** preschoolers
- ♦ Winter 2021-22: **171** infants and toddlers, **215** preschoolers
- ♦ Spring 2022: **188** infants and toddlers, **228** preschoolers

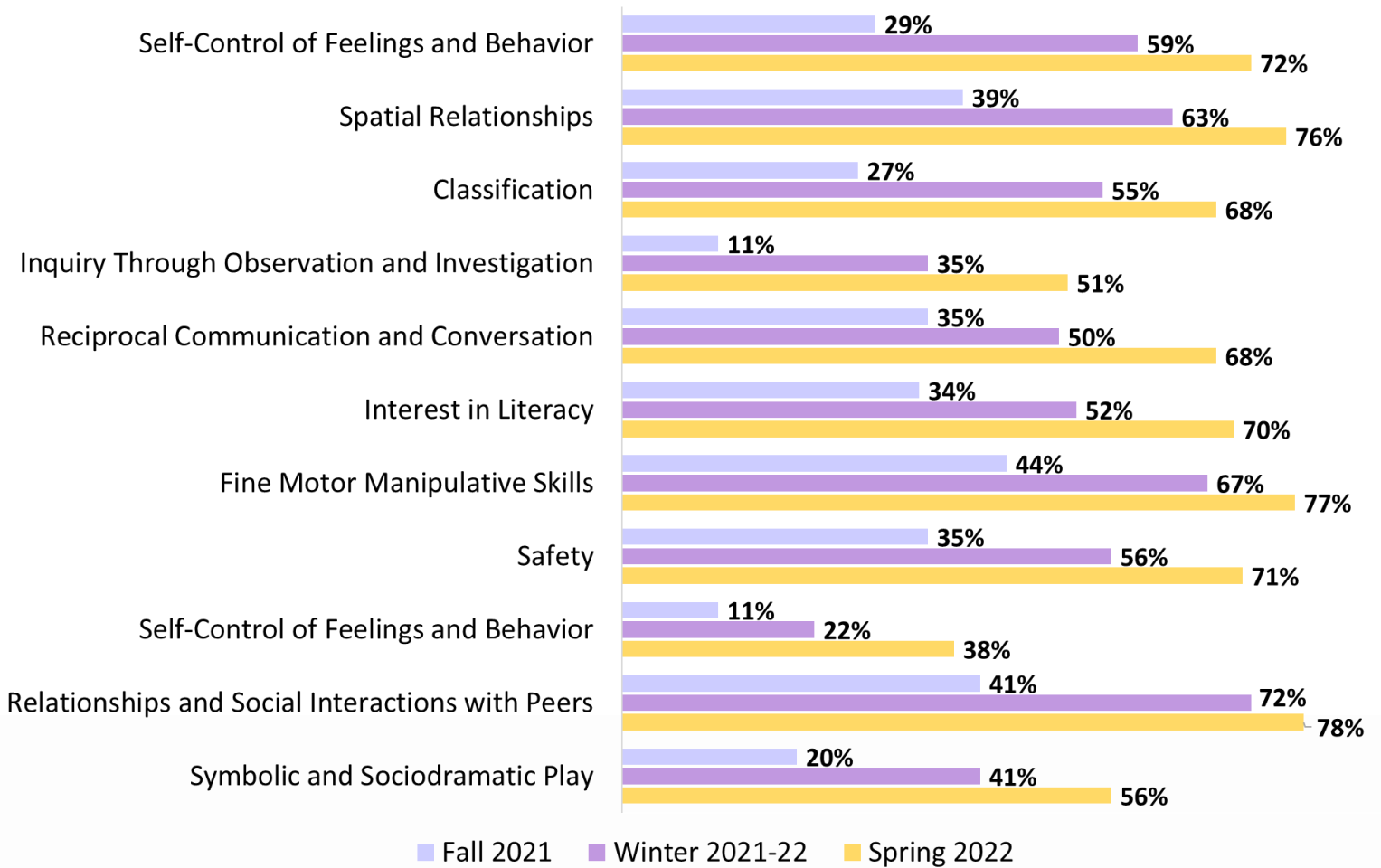
## Preschool School Readiness Expectations by Measure





# School Readiness Goals Cont.

## Infant/Toddler School Readiness Expectations by Measure



# a strong start in life...

Head Start is committed to giving every child, regardless of circumstances at birth, an opportunity to succeed in school and in life. Since its inception in 1964, Head Start has improved the lives of more than 32 million children and their families.

Head Start alumni from across the country remember Head Start as the place where they acquired a life-long love of learning



(530) 241-1036

[www.shastaheadstart.org](http://www.shastaheadstart.org)

375 Lake Blvd. STE 100 Redding, CA 96003

